

■ Plots pour circuits imprimés

Plots de tests mâles

Ø 1.3 et 1.4		Ø 1 et 1.1		Ø 0.8 et 0.7		Ø 0.6 et >	
Réf. de base	Géré en stock*	Réf. de base	Géré en stock*	Réf. de base	Géré en stock*	Réf. de base	Géré en stock*
18201	N	18070	N	18081	N	18071	N
18202	N	18080	N	18190	N	18110	N
18203	N	18090	N	18902	N	18111	N
90090	N	18100	N	90390	N	18180	N
91030	N	18120	N	90500	N	90690	N
		18121	N	90790	N	91090	N
		18122	N	90800	N	91100	N
		18130	N	90870	N		
		18140	N	90880	N		
		18160	N	90900	N		
		18170	N	90910	N		
		18900	N	90960	N		
		18910	N	90980	N		
		18920	N	90990	N		
		18930	N	91000	N		
		90180	N	91010	N		
		90181	N	91040	N		
		90182	N	91080	N		
		90183	N	91081	N		
		90260	N				
		90490	N				
		90650	N				
		90820	N				
		90890	N				
		90920	N				
		90930	N				
		90970	N				

Code de revêtement des plots à préciser : (à la fin de la référence)


- Dorure avec sous-couche nickel code 10 exemple : plot 1820.1 doré = 1820.1.10
- Etamage centrifugé PROTETAIN code 20
- Etamage électrolytique Sn Pur code 030
- Autres traitements sur demande

* Stock :

N : Nous avons choisi de ne plus stocker certains produits de notre gamme.

Bien entendu, nous continuons à fabriquer ces produits mais uniquement sur demande.

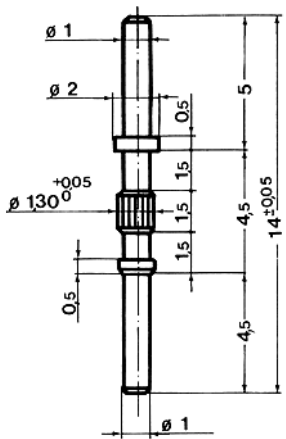
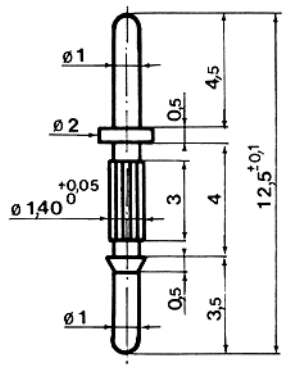
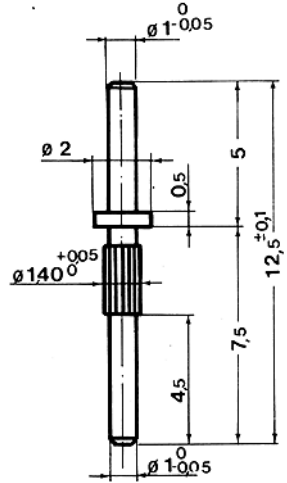
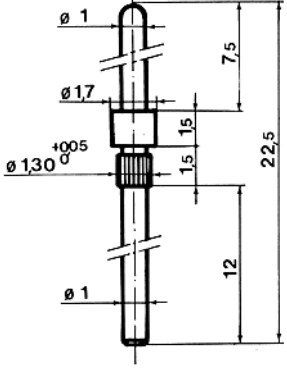
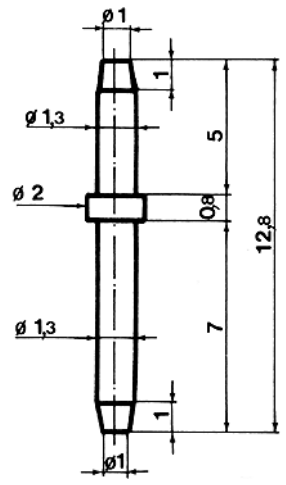
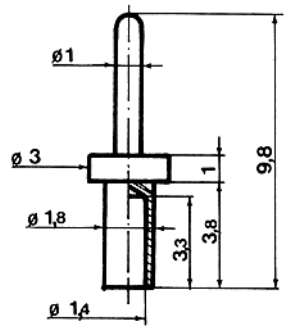
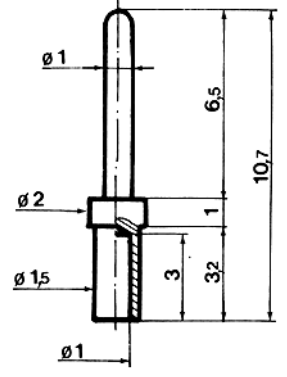
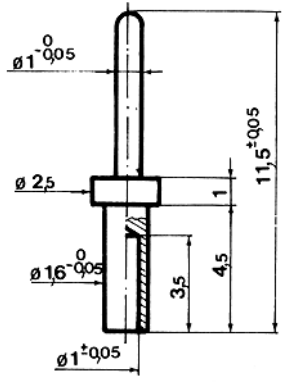
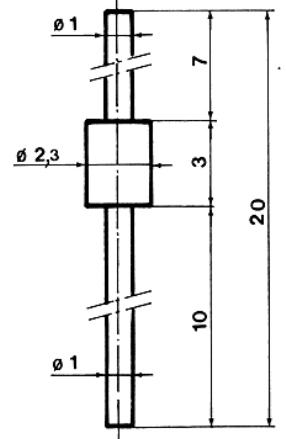
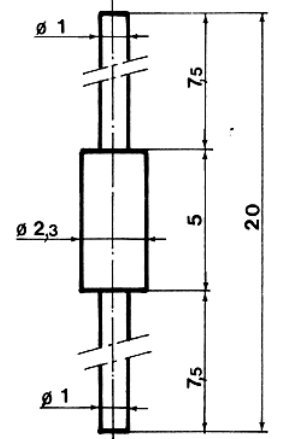
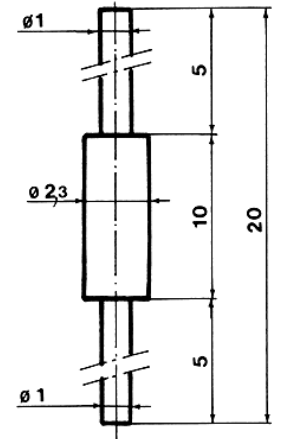
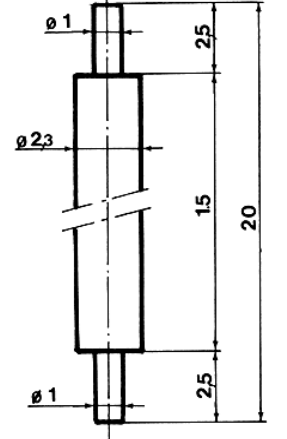
Pour toute réalisation sur mesure, consultez-nous !




FONDEX S.A. 260 rue Guillaume Fichet Z.I. Les Grands Prés B.P. 90 74302 CLUSES CEDEX FRANCE

Tél : +33 (0)4 50 98 75 33 Fax : +33 (0)4 50 96 02 54

Email : info@fondex-sa.com Web : www.fondex-sa.com

 <p>Technical drawing of test pin 18130. Dimensions: diameters $\varnothing 1$, $\varnothing 2$, $\varnothing 130^{+0,005}$; lengths 0.5, 1.5, 1.5, 4.5, 5, 4.5, 14$\pm 0,005$.</p>	 <p>Technical drawing of test pin 18140. Dimensions: diameters $\varnothing 1$, $\varnothing 2$, $\varnothing 140^{+0,005}$; lengths 0.5, 3, 4, 4.5, 3.5, 12,5$\pm 0,1$.</p>	 <p>Technical drawing of test pin 18160. Dimensions: diameters $\varnothing 1^{0,005}$, $\varnothing 2$, $\varnothing 140^{+0,005}$; lengths 0.5, 5, 7,5, 12,5$\pm 0,1$.</p>	 <p>Technical drawing of test pin 18170. Dimensions: diameters $\varnothing 1$, $\varnothing 1,7$, $\varnothing 130^{+0,005}$; lengths 7,5, 1.5, 1.5, 22,5, 12.</p>
 <p>Technical drawing of test pin 18900. Dimensions: diameters $\varnothing 1$, $\varnothing 1,3$, $\varnothing 2$, $\varnothing 1,3$; lengths 1, 5, 0,8, 12,8, 7, 1.</p>	 <p>Technical drawing of test pin 18910. Dimensions: diameters $\varnothing 1$, $\varnothing 3$, $\varnothing 1,8$, $\varnothing 1,4$; lengths 1, 9,8, 3,3, 3,8.</p>	 <p>Technical drawing of test pin 18920. Dimensions: diameters $\varnothing 1$, $\varnothing 2$, $\varnothing 1,5$; lengths 6,5, 10,7, 1, 3, 3,2.</p>	 <p>Technical drawing of test pin 18930. Dimensions: diameters $\varnothing 1^{0,005}$, $\varnothing 2,5$, $\varnothing 16^{0,005}$, $\varnothing 1^{+0,005}$; lengths 11,5$\pm 0,005$, 1, 3,5, 4,5.</p>
 <p>Technical drawing of test pin 90180. Dimensions: diameters $\varnothing 1$, $\varnothing 2,3$; lengths 7, 3, 20, 10.</p>	 <p>Technical drawing of test pin 90181. Dimensions: diameters $\varnothing 1$, $\varnothing 2,3$; lengths 7,5, 5, 20, 7,5.</p>	 <p>Technical drawing of test pin 90182. Dimensions: diameters $\varnothing 1$, $\varnothing 2,3$; lengths 5, 10, 20, 5.</p>	 <p>Technical drawing of test pin 90183. Dimensions: diameters $\varnothing 1$, $\varnothing 2,3$; lengths 2,5, 15, 20, 2,5.</p>

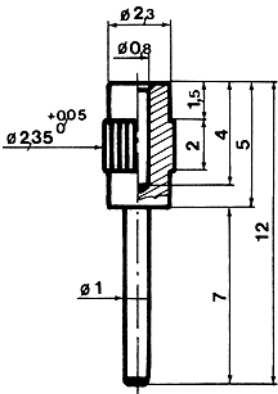
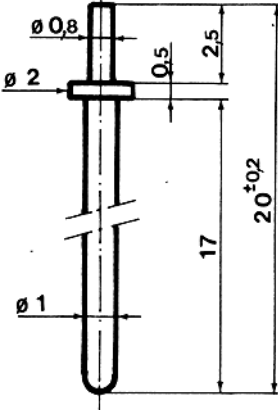
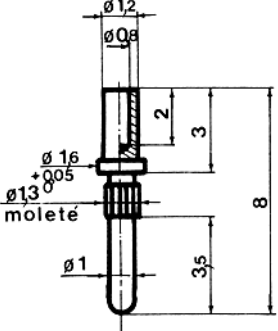
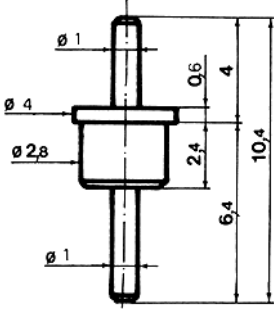
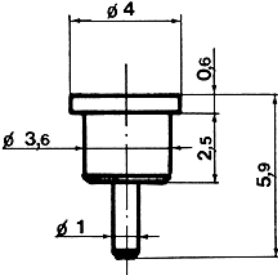
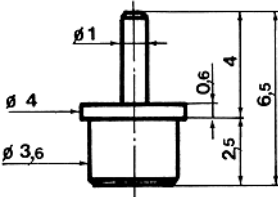
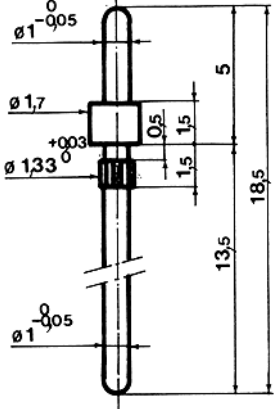
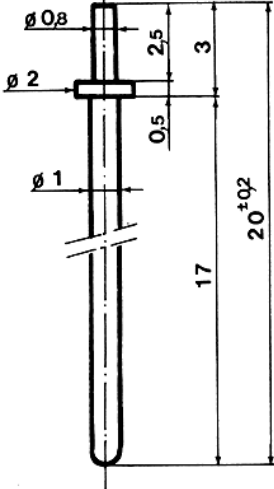
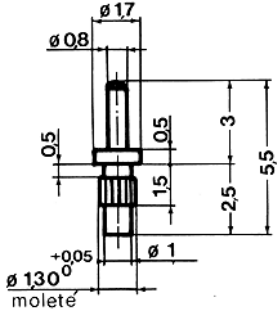
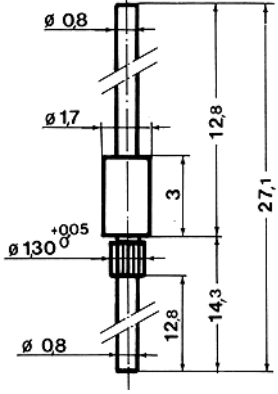
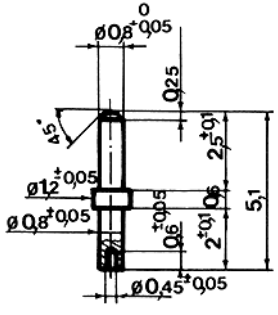
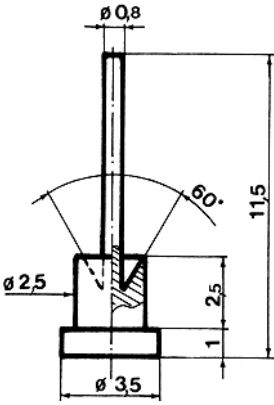
Pour toute réalisation sur mesure, consultez-nous !




FONDEX S.A. 260 rue Guillaume Fichet Z.I. Les Grands Prés B.P. 90 74302 CLUSES CEDEX FRANCE

Tél : +33 (0)4 50 98 75 33 Fax : +33 (0)4 50 96 02 54

Email : info@fondex-sa.com Web : www.fondex-sa.com

 <p>Technical drawing of test pin 90260. Dimensions: $\phi 2,3$, $\phi 0,8$, $\phi 2,35^{+0,05}$, $\phi 1$, 2, 4, 5, 7, 12.</p>	 <p>Technical drawing of test pin 90490. Dimensions: $\phi 0,8$, $\phi 2$, 0,5, 2,5, $\phi 1$, 17, $20^{+0,2}$.</p>	 <p>Technical drawing of test pin 90650. Dimensions: $\phi 1,2$, $\phi 0,8$, $\phi 1,6^{+0,05}$, $\phi 1,3^{+0,05}$, moleté, $\phi 1$, 2, 3, 8, 3,5.</p>	 <p>Technical drawing of test pin 90820. Dimensions: $\phi 1$, $\phi 4$, $\phi 2,8$, $\phi 1$, 0,6, 4, 2,4, 6,4, 10,4.</p>
 <p>Technical drawing of test pin 90890. Dimensions: $\phi 4$, $\phi 3,6$, $\phi 1$, 0,6, 2,5, 5,9.</p>	 <p>Technical drawing of test pin 90920. Dimensions: $\phi 1$, $\phi 4$, $\phi 3,6$, 0,6, 4, 2,5, 6,5.</p>	 <p>Technical drawing of test pin 90930. Dimensions: $\phi 1,7$, $\phi 1,33^{+0,03}$, $\phi 1,7$, $\phi 1,7$, $\phi 1,7$, 0,5, 1,5, 1,5, 5, 13,5, 18,5.</p>	 <p>Technical drawing of test pin 90970. Dimensions: $\phi 0,8$, $\phi 2$, $\phi 1$, 2,5, 0,5, 3, 17, $20^{+0,2}$.</p>
 <p>Technical drawing of test pin 18081. Dimensions: $\phi 17$, $\phi 0,8$, 0,5, 0,5, 3, 5,5, $\phi 1$, $\phi 1,30^{+0,05}$, moleté.</p>	 <p>Technical drawing of test pin 18190. Dimensions: $\phi 0,8$, $\phi 1,7$, 128, 3, 27,1, $\phi 1,30^{+0,05}$, 12,8, 14,3, $\phi 0,8$.</p>	 <p>Technical drawing of test pin 18902. Dimensions: $\phi 0,8^{+0,05}$, 0,25, 45°, $\phi 1,2^{+0,05}$, $\phi 0,8^{+0,05}$, $\phi 0,8^{+0,05}$, 0,6, $2^{+0,1}$, 0,6, $\phi 0,45^{+0,05}$, 5,1.</p>	 <p>Technical drawing of test pin 90390. Dimensions: $\phi 0,8$, 60°, $\phi 2,5$, 1, 2,5, $\phi 3,5$, 11,5.</p>

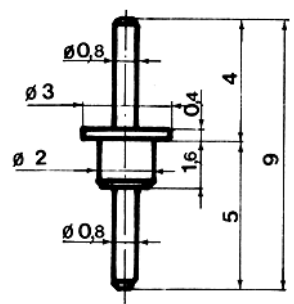
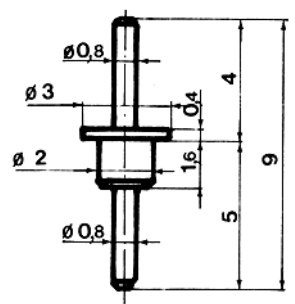
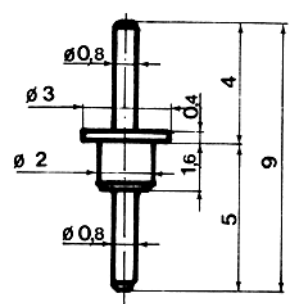
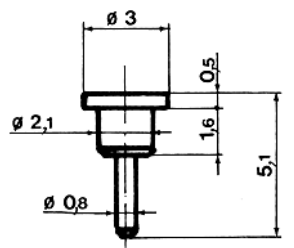
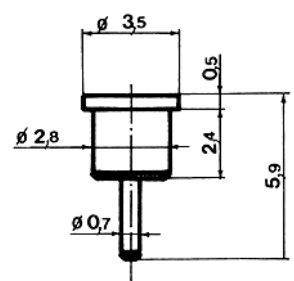
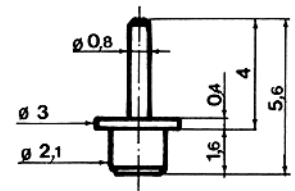
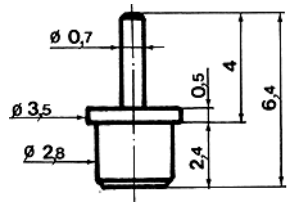
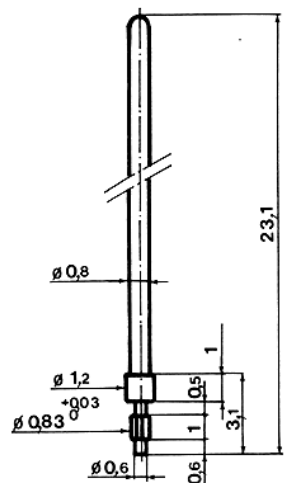
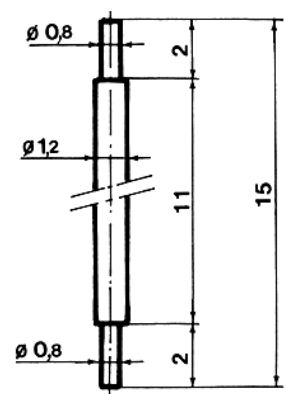
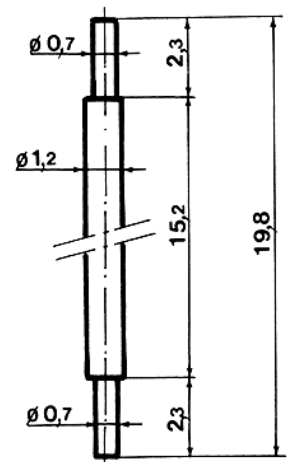
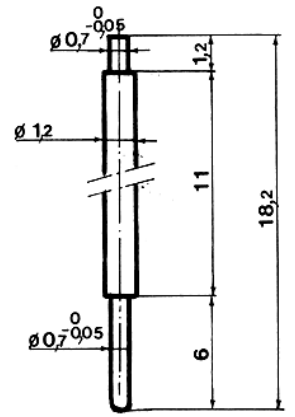
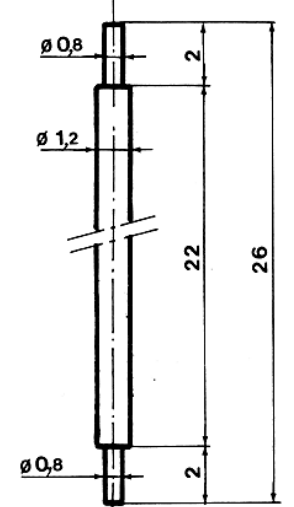
Pour toute réalisation sur mesure, consultez-nous !




FONDEX S.A. 260 rue Guillaume Fichet Z.I. Les Grands Prés B.P. 90 74302 CLUSES CEDEX FRANCE

Tél : +33 (0)4 50 98 75 33 Fax : +33 (0)4 50 96 02 54

Email : info@fondex-sa.com Web : www.fondex-sa.com

 <p>Technical drawing of test pin 90500. Dimensions: top diameter $\varnothing 0,8$, middle diameter $\varnothing 3$, bottom diameter $\varnothing 2$, bottom diameter $\varnothing 0,8$, top length 4, middle length 1,6, bottom length 5, total length 9.</p>	 <p>Technical drawing of test pin 90790. Dimensions: top diameter $\varnothing 0,8$, middle diameter $\varnothing 3$, bottom diameter $\varnothing 2$, bottom diameter $\varnothing 0,8$, top length 4, middle length 1,6, bottom length 5, total length 9.</p>	 <p>Technical drawing of test pin 90800. Dimensions: top diameter $\varnothing 0,8$, middle diameter $\varnothing 3$, bottom diameter $\varnothing 2$, bottom diameter $\varnothing 0,8$, top length 4, middle length 1,6, bottom length 5, total length 9.</p>	 <p>Technical drawing of test pin 90870. Dimensions: top diameter $\varnothing 3$, middle diameter $\varnothing 2,1$, bottom diameter $\varnothing 0,8$, top length 0,5, middle length 1,6, bottom length 5,1, total length 5,1.</p>
 <p>Technical drawing of test pin 90880. Dimensions: top diameter $\varnothing 3,5$, middle diameter $\varnothing 2,8$, bottom diameter $\varnothing 0,7$, top length 0,5, middle length 2,4, bottom length 5,9, total length 5,9.</p>	 <p>Technical drawing of test pin 90900. Dimensions: top diameter $\varnothing 0,8$, middle diameter $\varnothing 3$, bottom diameter $\varnothing 2,1$, top length 4, middle length 0,4, bottom length 5,6, total length 5,6.</p>	 <p>Technical drawing of test pin 90910. Dimensions: top diameter $\varnothing 0,7$, middle diameter $\varnothing 3,5$, bottom diameter $\varnothing 2,8$, top length 4, middle length 0,5, bottom length 6,4, total length 6,4.</p>	 <p>Technical drawing of test pin 90960. Dimensions: top diameter $\varnothing 0,8$, middle diameter $\varnothing 1,2$, bottom diameter $\varnothing 0,83^{+0,03}_0$, bottom diameter $\varnothing 0,6$, top length 23,1, middle length 1, bottom length 0,5, bottom length 3,1, total length 23,1.</p>
 <p>Technical drawing of test pin 90980. Dimensions: top diameter $\varnothing 0,8$, middle diameter $\varnothing 1,2$, bottom diameter $\varnothing 0,8$, top length 2, middle length 11, bottom length 2, total length 15.</p>	 <p>Technical drawing of test pin 90990. Dimensions: top diameter $\varnothing 0,7$, middle diameter $\varnothing 1,2$, bottom diameter $\varnothing 0,7$, top length 2,3, middle length 15,2, bottom length 2,3, total length 19,8.</p>	 <p>Technical drawing of test pin 91000. Dimensions: top diameter $\varnothing 0,7^{0/-0,005}$, middle diameter $\varnothing 12$, bottom diameter $\varnothing 0,7^{0/-0,005}$, top length 1,2, middle length 11, bottom length 6, total length 18,2.</p>	 <p>Technical drawing of test pin 91010. Dimensions: top diameter $\varnothing 0,8$, middle diameter $\varnothing 1,2$, bottom diameter $\varnothing 0,8$, top length 2, middle length 22, bottom length 2, total length 26.</p>

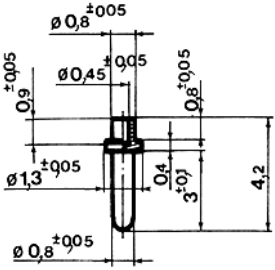
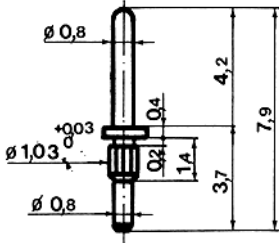
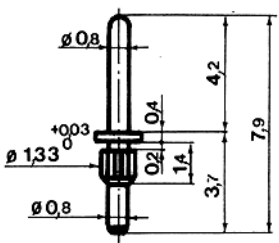
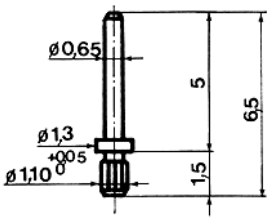
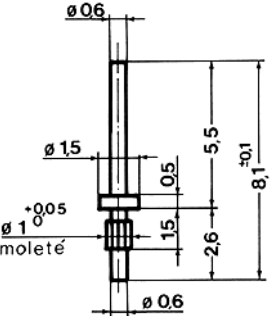
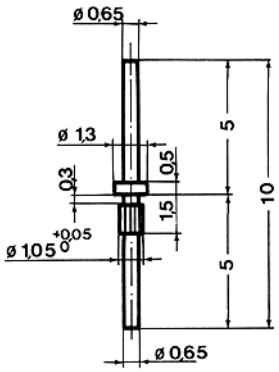
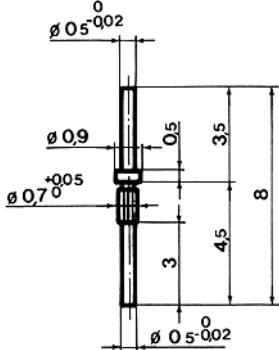
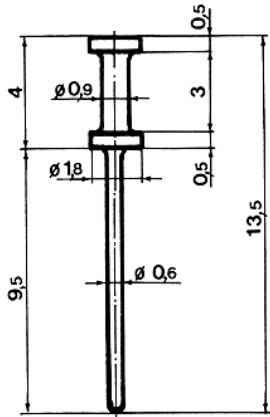
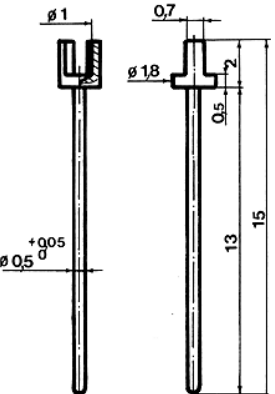
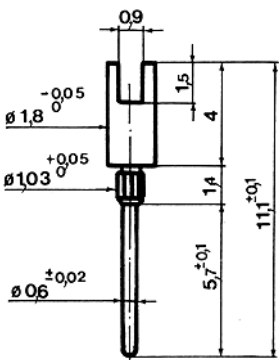
Pour toute réalisation sur mesure, consultez-nous !




FONDEX S.A. 260 rue Guillaume Fichet Z.I. Les Grands Prés B.P. 90 74302 CLUSES CEDEX FRANCE

Tél : +33 (0)4 50 98 75 33 Fax : +33 (0)4 50 96 02 54

Email : info@fondex-sa.com Web : www.fondex-sa.com

 <p>Technical drawing of test pin 91040. Dimensions: $\varnothing 0,8^{+0,005}$, $\varnothing 0,9^{\pm 0,005}$, $\varnothing 0,45^{\pm 0,005}$, $\varnothing 1,3^{\pm 0,005}$, $\varnothing 0,8^{\pm 0,005}$, $0,4$, $3,7^{\pm 0,005}$, $4,2$.</p>	 <p>Technical drawing of test pin 91080. Dimensions: $\varnothing 0,8$, $\varnothing 1,03^{+0,003}$, $0,2$, $0,4$, $1,4$, $3,7$, $4,2$, $7,9$.</p>	 <p>Technical drawing of test pin 91081. Dimensions: $\varnothing 0,8$, $\varnothing 1,33^{+0,003}$, $0,2$, $0,4$, $1,4$, $3,7$, $4,2$, $7,9$.</p>	 <p>Technical drawing of test pin 18071. Dimensions: $\varnothing 0,65$, $\varnothing 1,3$, $\varnothing 1,10^{+0,005}$, $1,5$, 5, $6,5$.</p>
 <p>Technical drawing of test pin 18110. Dimensions: $\varnothing 0,6$, $\varnothing 15$, $\varnothing 1^{+0,005}$, $\varnothing 0,6$, $1,5$, $2,6$, $5,5$, $8,1^{\pm 0,01}$, <i>moleté</i>.</p>	 <p>Technical drawing of test pin 18111. Dimensions: $\varnothing 0,65$, $\varnothing 1,3$, $0,3$, $\varnothing 1,05^{+0,005}$, $1,5$, $0,5$, 5, 10, $\varnothing 0,65$.</p>	 <p>Technical drawing of test pin 18180. Dimensions: $\varnothing 0,5^{0/0,002}$, $\varnothing 0,9$, $\varnothing 0,7^{+0,005}$, $0,5$, 3, $3,5$, $4,5$, 8, $\varnothing 0,5^{0/0,002}$.</p>	 <p>Technical drawing of test pin 90690. Dimensions: $\varnothing 0,9$, $\varnothing 1,8$, $\varnothing 0,6$, $0,5$, 3, 4, $9,5$, $13,5$.</p>
 <p>Technical drawing of test pin 91090. Dimensions: $\varnothing 1$, $0,7$, $\varnothing 1,8$, $0,5$, 2, 13, 15, $\varnothing 0,5^{+0,005}$.</p>	 <p>Technical drawing of test pin 91100. Dimensions: $\varnothing 1,8^{-0,005}$, $1,5$, 4, $\varnothing 1,03^{+0,005}$, $1,4$, $5,7^{\pm 0,01}$, $11,1^{\pm 0,01}$, $\varnothing 0,6^{\pm 0,02}$.</p>		

Pour toute réalisation sur mesure de **plots de tests mâles**, consultez-nous !



FONDEX S.A. 260 rue Guillaume Fichet Z.I. Les Grands Prés B.P. 90 74302 CLUSES CEDEX FRANCE

Tél : +33 (0)4 50 98 75 33 Fax : +33 (0)4 50 96 02 54

Email : info@fondex-sa.com Web : www.fondex-sa.com